



# Column Concepts


## Sphere



**Size (Diameter):**

- 400 mm**
- 300 mm**
- 240 mm**

## Raised Capital




**Size (Height):**

- 275 mm**
- 235 mm**

**Size(Width):**

- 535 mm**
- 435 mm**

## Flat Capital




**Size (Height):**

- 90 mm**
- 90 mm**

**Size(Width):**

- 535 mm**
- 435 mm**

## Plinth



**Size (Height):**

- 110 mm**
- 90 mm**


**Size(Width):**

- 605 mm**
- 505 mm**

**Hole:**

- 505 mm**
- 405 mm**

## Column Module (Concrete)



**Size (Height):**

- 250 mm**

**Size(Width):**

- 490 mm**
- 390 mm**