

















| <b>COOLING SOLUTIONS</b><br><br><b>CONCRETE WINDOW FRAME - PRODUCT RANGE AND DETAILS</b>                       | Product Code | Product Dimensions | Product Weight (kg) | Opening Window  | Fixed Pane  | Centre Pivot   | Heavy Grid (Non-Rebate Fixed)   | Decorative Grid (Rebate Fixed)  | Single Cross  | Double Cross  | Concrete Panel  | Louvre Option   | Fly Screen  |
|--|--------------|--------------------|---------------------|---|---|--|---|---|---|---|---|---|---|
|  |              |                    |                     |  |  |  |  |  |  |    |  |  |  |
| <b>Square</b><br><br>          | CB44/180     | 390x390x180        | 22                  | •   | •   | •  | •   | •   |   |   | •   | •   | •   |
|  | CB44/220     | 390x390x220        | 26                  | •   | •   | •  | •   | •   |   |   | •   | •   | •   |
|  | CB44/260     | 390x390x260        | 30                  | •   | •   | •  | •   | •   |   |   | •   | •   | •   |
|  | CB55/180     | 490x490x180        | 27                  | •   | •   | •  | •   | •   |   |   | •   | •   | •   |
|  | CB55/260     | 490x490x260        | 40                  | •   | •   | •  | •   | •   |   |   | •   | •   | •   |
|  | CB66/180     | 590x590x180        | 37                  | •   | •   | •  | •   | •   |   | •   | •   | •   | •   |
|  | CB66/220     | 590x590x220        | 43                  | •   | •   | •  | •   | •   | •   | •   | •   | •   | •   |
|  | CB66/260     | 590x590x260        | 49                  | •   | •   | •  | •   | •   | •   | •   | •   | •   | •   |
|  | CB66/300     | 590x590x300        | 57                  | •   | •   | •  | •   | •   | •   | •   | •   | •   | •   |
|  | CB675/220    | 675x675x220        | 50                  | •   | •   | •  | •   | •   |   | •   | •   | •   | •   |
|  | CB675/260    | 675x675x260        | 57                  | •   | •   | •  | •   | •   |   | •   | •   | •   | •   |
|  | CB88/220     | 790x790x220        | 57                  | •   | •   | •  | •   | •   | •   | •   | •   | •   | •   |
| CB88/260   | 790x790x260  | 64                 | •                   | •   | •   | •  | •   | •   | •   | •   | •   | •   |   |
| <b>Rectangle</b><br><br>       | CB64/180     | 590x390x180        | 28                  | •   | •   | •  | •   | •   |   |   | •   | •   | •   |
|  | CB64/220     | 590x390x220        | 35                  | •   | •   | •  | •   | •   |   |   | •   | •   | •   |
|  | CB64/260     | 590x390x260        | 41                  | •   | •   | •  | •   | •   |   |   | •   | •   | •   |
|  | CB675/180    | 675x445x180        | 33                  | •   | •   | •  | •   | •   |   |   | •   | •   | •   |
|  | CB675/220    | 675x445x220        | 39                  | •   | •   | •  | •   | •   |   |   | •   | •   | •   |
|  | CB675/260    | 675x445x260        | 45                  | •   | •   | •  | •   | •   |   |   | •   | •   | •   |
|  | CB68/180     | 600x800x189        | 44                  | •   | •   | •  | •   | •   |   | •   | •   | •   | •   |
|  | CB68/220     | 600x800x220        | 52                  | •   | •   | •  | •   | •   |   | •   | •   | •   | •   |
|  | CB68/260     | 600x800x260        | 61                  | •   | •   | •  | •   | •   |   | •   | •   | •   | •   |
|  | CB84/220     | 790x340x220        | 52                  | •   | •   | •  | •   | •   |   |   | •   | •   | •   |
| CB84/260   | 790x340x260  | 61                 | •                   | •   | •   | •  | •   |   |   | •   | •   | •   |   |
| <b>Circle</b><br><br>          | CB60Z        | 600DIAx260         | 46                  |   | •   |  |   |   |   |   |   | •   |   |
|  | CB80Z        | 800DIAx260         | 61                  |   | •   |  |   |   |   |   |   | •   |   |
|  |              |                    |                     |   |   |  |   |   |   |   |   |   |   |
| <b>Square Corner</b><br><br> | CB66C/180    | 590x590x180        | 35                  |   | •   |  |   |   |   |   |   | •   |   |
|  | CB66C/260    | 590x590x260        | 44                  |   | •   |  |   |   |   |   |   | •   |   |
|  | CB675C/260   | 675x675x260        | 57                  |   | •   |  |   |   |   |   |   | •   |   |
|  |              |                    |                     |   |   |  |   |   |   |   |   |   |   |
| <b>Quadrant</b><br><br>      | CB66Q/180    | 590x590x180        | 29                  |   | •   |  |   |   |   |   |   | •   |   |
|  | CB66Q/220    | 590x590x220        | 35                  |   | •   |  |   |   |   |   |   | •   |   |
|  | CB66Q/260    | 590x590x260        | 45                  |   | •   |  |   |   |   |   |   | •   |   |
|  | CB75Q/260    | 675x675x180        | 57                  |   | •   |  |   |   |   |   |   | •   |   |
|  |              |                    |                     |   |   |  |   |   |   |   |   |   |   |
| <b>Triangle</b><br><br>      | CB66T/180    | 590x590x180        | 29                  |   | •   |  |   |   |   |   |   | •   |   |
|  | CB66T/220    | 590x590x220        | 34                  |   | •   |  |   |   |   |   |   | •   |   |
|  | CB66T/260    | 590x590x260        | 41                  |   | •   |  |   |   |   |   |   | •   |   |
|  | CB75T/260    | 675x675x260        | 57                  |   | •   |  |   |   |   |   |   | •   |   |
|  |              |                    |                     |   |   |  |   |   |   |   |   |   |   |
|  |              |                    |                     |   |   |  |   |   |   | <b>NOTES:</b> <ul style="list-style-type: none"> <li>Always check availability with Cooling Solutions prior to ordering</li> <li>Concrete Window Frames, Infills and panels are all made of 30MPa concrete. The heavy and decorative grids, ads as well as the solid concrete panels have some reinforcement. All inserts are attached to the using the same technique</li> <li>For security requirements, please check with Cooling Solutions what is possible depending on what frame you require</li> <li>The grids and crosses are not glazed, however if glazing is required, a glazed option is possible, however please check with Cooling Solutions in this regard</li> </ul> |   |   |   |